





15U Boys Premier #1

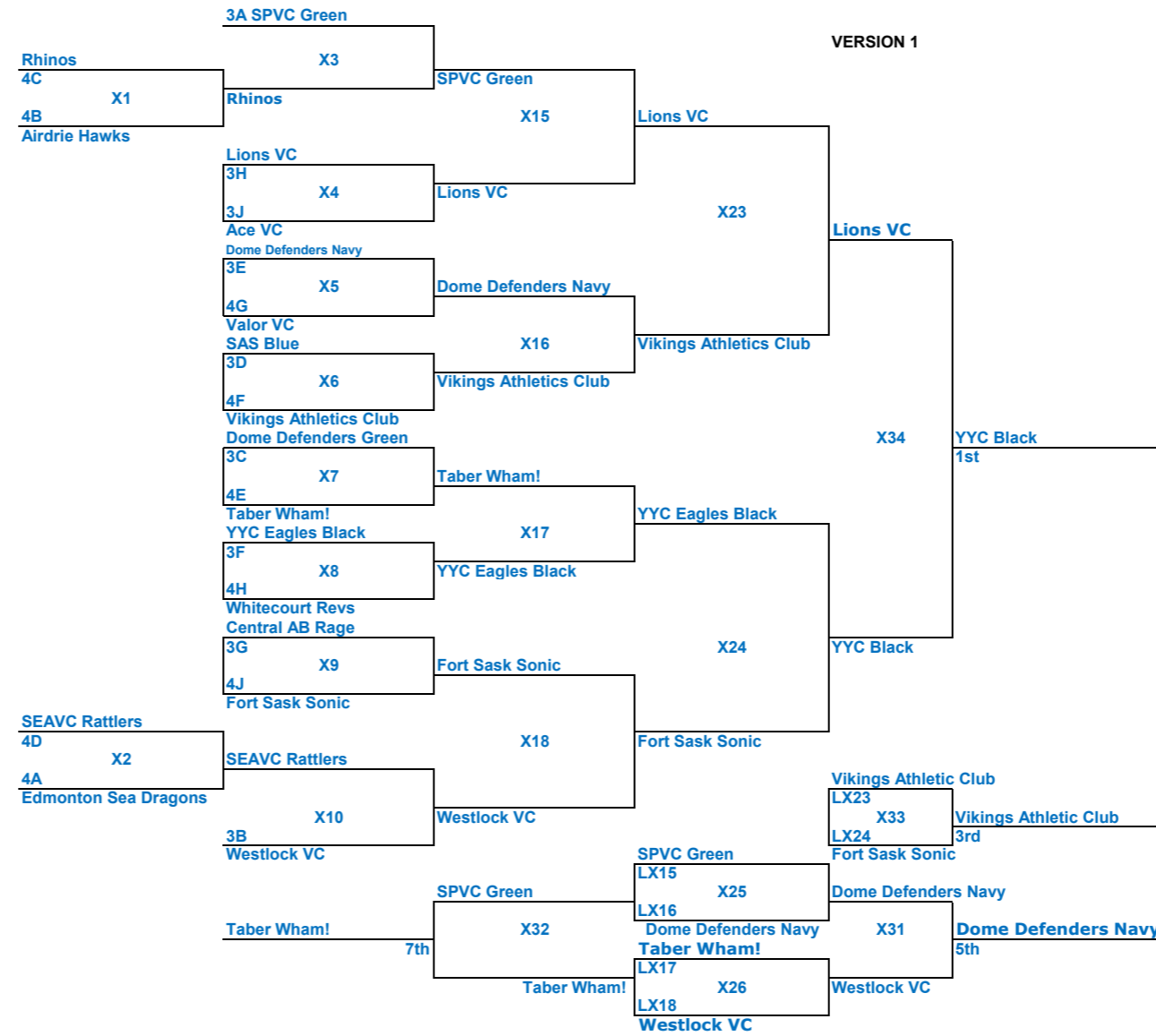

Black Playoff Results		Blue Playoff Results	
1	NAVC Griffins	1	YYC Eagles Black
2	Canuck Red	2	Lions VC
3	Beaverlodge Rebels	3	Vikings Athletic Club
4	YYC Eagles Blue	4	Fort Sask Sonic
5	Canuck Black	5	Dome Defenders Navy
6	SAS Green	6	Westlock VC
7	CAKVC Black	7	Taber Wham!
8	Fog Grizzlies	8	SPVC Green
9	Canada West	9	Whitecourt Revz
10	Fog Polar	10	SAS Blue
T-11th	LVC Blue	T-11th	Central AB Rage
T-11th	Park Elite Black	T-11th	Ace
13	SPVC Yellow	13	Edmonton Sea Dragons
14	Fort McMurray Thunder	14	SEAVC Rattlers
T-15th	CAKVC Green	T-15th	Valor VC
T-15th	Nooks	T-15th	Dome Defenders Green
17	Park Elite Blue	17	Rhinos
18	Ravens	18	Airdrie Hawks

15U Boys Premier 1 Black Playoff













Match	Score	set 1	set 2	set 3
Z1	2 0	25 12	25 15	
Z2	2 0	25 22	25 23	- -
Z3	2 0	25 22	26 24	- -
Z4	2 1	25 20	23 25	15 12
Z5	2 1	21 25	25 17	15 11
Z6	2 1	25 16	25 27	15 7
Z7	2 0	25 21	25 6	- -
Z8	2 0	25 21	25 21	- -
Z9	2 0	25 21	25 20	- -
Z10	2 0	25 7	25 22	- -
Z11	2 1	11 25	25 16	15 9
Z12	2 0	25 18	25 10	- -
Z13	2 0	25 12	25 18	- -
Z14	2 0	25 15	25 16	- -
Z15	2 0	25 19	25 18	- -
Z16	2 1	20 25	25 19	15 10
Z17	2 1	22 25	25 21	15 13
Z18	2 0	25 13	25 22	- -
Z19	2 1	25 19	15 25	15 7
Z20	2 0	25 16	25 16	- -
Z21	2 1	28 26	26 28	15 6
Z22	2 0	25 21	25 20	- -
Z23	2 1	30 28	21 25	17 15
Z24	2 1	21 25	25 14	15 8
Z25	2 1	25 22	16 25	15 5
Z26	2 0	25 15	25 21	- -
Z27	2 1	25 22	16 25	16 14
Z28	2 0	25 22	25 20	- -
Z29	2 0	25 16	25 17	- -
Z30	1 2	25 23	21 25	11 15
Z31	2 0	25 22	25 16	- -
Z32	2 0	25 23	25 17	- -
Z33	2 0	26 24	25 16	- -
Z34	2 0	25 20	25 19	- -






15U Boys Premier 1 Blue Playoff













Match	Score	set 1	set 2	set 3
X1	2	25	26	15
X1	1	16	28	10
X2	2	25	25	-
X2	0	21	21	-
X3	2	20	25	17
X3	1	25	22	15
X4	2	17	25	15
X4	1	25	12	12
X5	2	21	25	15
X5	1	25	17	13
X6	1	25	22	15
X6	2	19	25	17
X7	2	14	25	15
X7	1	25	21	9
X8	2	25	25	-
X8	0	15	14	-
X9	2	25	17	15
X9	1	23	25	12
X10	2	26	25	-
X10	0	24	22	-
X11	2	25	25	-
X11	0	20	11	-
X12	2	25	25	-
X12	0	21	18	-
X13	2	25	25	-
X13	0	16	20	-
X14	2	25	26	-
X14	0	22	24	-
X15	2	16	25	15
X15	1	25	19	10
X16	2	16	25	15
X16	1	25	14	5
X17	2	25	25	-
X17	0	1	17	-
X18	2	25	21	19
X18	1	21	25	17
X19	2	25	25	-
X19	0	23	20	-
X20	2	25	25	-
X20	0	14	18	-
X21	2	25	25	-
X21	0	21	17	-
X22	0	23	15	-
X22	2	25	25	-
X23	2	25	25	-
X23	0	7	22	-
X24	2	25	25	-
X24	0	10	17	-
X25	2	25	21	15
X25	1	15	25	6
X26	2	22	25	15
X26	1	25	19	12
X27	1	25	20	11
X27	2	20	25	15
X28	2	25	25	-
X28	0	16	20	-
X29	2	29	26	-
X29	0	27	24	-
X30	2	25	25	-
X30	0	11	17	-
X31	2	25	25	-
X31	0	20	14	-
X32	2	29	26	15
X32	1	27	28	7
X33	2	18	25	15
X33	1	25	22	11
X34	2	25	25	-
X34	0	23	11	-






Pool A Results					15U Boys Premier #1							
	A1 YYC Eagles Blue	A2 SPVC Green	A3 Park Elite Blue	A4 Edmonton Sea Dragons	Matches Won	Matches Won:Lost <small>(among tied teams)</small>	Sets Won:Lost <small>(among tied teams)</small>	Sets Won:Lost <small>(in entire round)</small>	Points Won:Lost <small>(among tied teams)</small>	Points Won:Lost <small>(in entire round)</small>	Tie-Breaker <small>(if necessary)</small>	Pool Placement
A1 YYC Eagles Blue 	25 - 15 25 - 16 -	25 - 23 25 - 13 -	25 - 18 25 - 11 -		3	0 / 0 0	0 / 0 0	6 / 0 MAX	0 / 0 0	150 / 96 1.5625		1
A2 SPVC Green	15 - 25 16 - 25 0 - 0		25 - 13 21 - 25 7 - 15	25 - 19 25 - 20 -	1	0 / 0 0	0 / 0 0	3 / 4 0.75	0 / 0 0	134 / 142 0.943661972		3
A3 Park Elite Blue	23 - 25 13 - 25 0 - 0	13 - 25 25 - 21 15 - 7		22 - 25 25 - 23 15 - 13	2	0 / 0 0	0 / 0 0	4 / 4 1	0 / 0 0	151 / 164 0.920731707		2
A4 Edmonton Sea Dragons 	18 - 25 11 - 25 0 - 0	19 - 25 20 - 25 0 - 0	25 - 22 23 - 25 13 - 15		0	0 / 0 0	0 / 0 0	1 / 6 0.166666667	0 / 0 0	129 / 162 0.796296296		4






Pool B Results					15U Boys Premier #1							
	B1 NAVC Griffins	B2 Westlock VC	B3 Nooks	B4 Airdrie Hawks	Matches Won	Matches Won:Lost <small>(among tied teams)</small>	Sets Won:Lost <small>(among tied teams)</small>	Sets Won:Lost <small>(in entire round)</small>	Points Won:Lost <small>(among tied teams)</small>	Points Won:Lost <small>(in entire round)</small>	Tie-Breaker <small>(if necessary)</small>	Pool Placement
B1 NAVC Griffins	 25 - 9 26 - 24 -	25 - 22 25 - 16 -	25 - 11 25 - 13 -		3	0 / 0 0	0 / 0 0	6 / 0 MAX	0 / 0 0	151 / 95 1.589473684		1
B2 Westlock VC	9 - 25 24 - 26 0 - 0		20 - 25 7 - 25 -	25 - 9 25 - 16 -	1	0 / 0 0	0 / 0 0	2 / 4 0.5	0 / 0 0	110 / 126 0.873015873		3
B3 Nooks	22 - 25 16 - 25 0 - 0	25 - 20 25 - 7 0 - 0	 25 - 14 25 - 13 -		2	0 / 0 0	0 / 0 0	4 / 2 2	0 / 0 0	138 / 104 1.326923077		2
B4 Airdrie Hawks	11 - 25 13 - 25 0 - 0	9 - 25 16 - 25 0 - 0	14 - 25 13 - 25 0 - 0		0	0 / 0 0	0 / 0 0	0 / 6 0	0 / 0 0	76 / 150 0.506666667		4






Pool C Results					15U Boys Premier #1							
	C1 Canuck Black	C2 Dome Defenders Green	C3 Rhinos	C4 CAKVC Green	Matches Won	Matches Won:Lost <small>(among tied teams)</small>	Sets Won:Lost <small>(among tied teams)</small>	Sets Won:Lost <small>(in entire round)</small>	Points Won:Lost <small>(among tied teams)</small>	Points Won:Lost <small>(in entire round)</small>	Tie-Breaker <small>(if necessary)</small>	Pool Placement
C1 Canuck Black	 25 - 17 25 - 21 -	25 - 17 25 - 21 -	25 - 18 25 - 10 -	25 - 9 25 - 19 -	3	0 / 0 0	0 / 0 0	6 / 0 MAX	0 / 0 0	150 / 94 1.595744681		1
C2 Dome Defenders Green	17 - 25 21 - 25 0 - 0		25 - 19 26 - 24 -	18 - 25 8 - 25 -	1	0 / 0 0	0 / 0 0	2 / 4 0.5	0 / 0 0	115 / 143 0.804195804		3
C3 Rhinos	18 - 25 10 - 25 0 - 0	19 - 25 24 - 26 0 - 0	 25 - 27 24 - 26 -	25 - 27 24 - 26 -	0	0 / 0 0	0 / 0 0	0 / 6 0	0 / 0 0	120 / 154 0.779220779		4
C4 CAKVC Green	9 - 25 19 - 25 0 - 0	25 - 18 25 - 8 0 - 0	27 - 25 26 - 24 0 - 0		2	0 / 0 0	0 / 0 0	4 / 2 2	0 / 0 0	131 / 125 1.048		2






Pool D Results					15u Boys Premier #1							
	D1 SPVC Yellow	D2 SAS Blue	D3 Ravens	D4 SEAVC Rattlers	Matches Won	Matches Won:Lost <small>(among tied teams)</small>	Sets Won:Lost <small>(among tied teams)</small>	Sets Won:Lost <small>(in entire round)</small>	Points Won:Lost <small>(among tied teams)</small>	Points Won:Lost <small>(in entire round)</small>	Tie-Breaker <small>(if necessary)</small>	Pool Placement
D1 SPVC Yellow	 25 - 15 25 - 13 -	25 - 17 25 - 18 -	25 - 18 25 - 19 -	25 - 17 25 - 21 -	3	0 / 0 0	0 / 0 0	6 / 0 MAX	0 / 0 0	150 / 103 1.45631068		1
D2 SAS Blue	15 - 25 13 - 25 0 - 0		17 - 25 15 - 25 -	27 - 25 25 - 25 15 - 11	1	0 / 0 0	0 / 0 0	2 / 4 0.5	0 / 0 0	127 / 161 0.788819876		3
D3 Ravens	18 - 25 19 - 25 0 - 0	25 - 17 25 - 15 0 - 0	 -	25 - 22 29 - 27 -	2	0 / 0 0	0 / 0 0	4 / 2 2	0 / 0 0	141 / 131 1.076335878		2
D4 SEAVC Rattlers	17 - 25 21 - 25 0 - 0	25 - 27 25 - 25 11 - 15	22 - 25 27 - 29 0 - 0		0	0 / 0 0	0 / 0 0	0 / 6 0	0 / 0 0	148 / 171 0.865497076		4

Pool E Results					15U Boys Premier #1							
	E1 SAS Green	E2 Dome Defenders Navy	E3 Fort McMurray Thunder	E4 Taber Wham!	Matches Won	Matches Won:Lost <small>(among tied teams)</small>	Sets Won:Lost <small>(among tied teams)</small>	Sets Won:Lost <small>(in entire round)</small>	Points Won:Lost <small>(among tied teams)</small>	Points Won:Lost <small>(in entire round)</small>	Tie-Breaker <small>(if necessary)</small>	Pool Placement
E1 SAS Green	 25 - 13 25 - 16 -	25 - 17 25 - 19 -	25 - 17 25 - 16 -		3	0 / 0 0	0 / 0 0	6 / 0 MAX	0 / 0 0	150 / 98 1.530612245		1
E2 Dome Defenders Navy	13 - 25 16 - 25 0 - 0	 -	18 - 25 22 - 25 -	25 - 15 25 - 16 -	1	1 / 1 1	2 / 2 1	2 / 4 0.5	90 / 81 1.111111111	119 / 131 0.908396947		3
E3 Fort McMurray Thunder	17 - 25 19 - 25 0 - 0	25 - 18 25 - 22 0 - 0	 -	25 - 20 21 - 25 6 - 15	1	1 / 1 1	3 / 2 1.5	3 / 4 0.75	102 / 100 1.02	138 / 150 0.92		2
E4 Taber Wham!	17 - 25 16 - 25 0 - 0	15 - 25 16 - 25 0 - 0	20 - 25 25 - 21 15 - 6		1	1 / 1 1	2 / 3 0.666666667	2 / 5 0.4	91 / 102 0.892156863	124 / 152 0.815789474		4

Pool F Results					15U Boys Premier #1							
	F1 Canuck Red	F2 YYC Eagles Black	F3 Beaverlodge Rebels	F4 Vikings Athletic Club	Matches Won	Matches Won:Lost <small>(among tied teams)</small>	Sets Won:Lost <small>(among tied teams)</small>	Sets Won:Lost <small>(in entire round)</small>	Points Won:Lost <small>(among tied teams)</small>	Points Won:Lost <small>(in entire round)</small>	Tie-Breaker <small>(if necessary)</small>	Pool Placement
F1 Canuck Red	 25 - 19 25 - 19 -	25 - 19 25 - 19 -	22 - 25 25 - 23 9 - 15	25 - 23 25 - 10 -	2	0 / 0 0	0 / 0 0	5 / 2 2.5	0 / 0 0	156 / 134 1.164179104		2
F2 YYC Eagles Black	19 - 25 19 - 25 0 - 0		24 - 26 25 - 27 -	25 - 11 25 - 15 -	1	0 / 0 0	0 / 0 0	2 / 4 0.5	0 / 0 0	137 / 129 1.062015504		3
F3 Beaverlodge Rebels	25 - 22 23 - 25 15 - 9	26 - 24 27 - 25 0 - 0	 25 - 11 25 - 17 -	25 - 11 25 - 17 -	3	0 / 0 0	0 / 0 0	6 / 1 6	0 / 0 0	166 / 133 1.248120301		1
F4 Vikings Athletic Club	23 - 25 10 - 25 0 - 0	11 - 25 15 - 25 0 - 0	11 - 25 17 - 25 0 - 0		0	0 / 0 0	0 / 0 0	0 / 6 0	0 / 0 0	87 / 150 0.58		4

Pool G Results					15U Boys Premier #1							
	G1 Canada West	G2 CAKVC Black	G3 Central Ab Rage	G4 Valor VC	Matches Won	Matches Won:Lost <small>(among tied teams)</small>	Sets Won:Lost <small>(among tied teams)</small>	Sets Won:Lost <small>(in entire round)</small>	Points Won:Lost <small>(among tied teams)</small>	Points Won:Lost <small>(in entire round)</small>	Tie-Breaker <small>(if necessary)</small>	Pool Placement
G1 Canada West	 25 - 16 20 - 25 13 - 15	25 - 16 25 - 10 -	25 - 13 25 - 10 -	25 - 14 25 - 20 -	2	0 / 0 0	0 / 0 0	5 / 2 2.5	0 / 0 0	158 / 113 1.398230088		2
G2 CAKVC Black	16 - 25 25 - 20 15 - 13	 25 - 13 25 - 13 -	25 - 13 25 - 13 -	25 - 6 25 - 13 -	3	0 / 0 0	0 / 0 0	6 / 1 6	0 / 0 0	156 / 103 1.514563107		1
G3 Central Ab Rage	13 - 25 10 - 25 0 - 0	13 - 25 13 - 25 0 - 0	 25 - 20 25 - 18 -	25 - 20 25 - 18 -	1	0 / 0 0	0 / 0 0	2 / 4 0.5	0 / 0 0	99 / 138 0.717391304		3
G4 Valor VC	14 - 25 20 - 25 0 - 0	6 - 25 13 - 25 0 - 0	20 - 25 18 - 25 0 - 0		0	0 / 0 0	0 / 0 0	0 / 6 0	0 / 0 0	91 / 150 0.606666667		4

Pool H Results					15U Boys Premier #1							
	H1 LVC Blue	H2 Fog Polar	H3 Lions VC	H4 Whitecourt Revz	Matches Won	Matches Won:Lost <small>(among tied teams)</small>	Sets Won:Lost <small>(among tied teams)</small>	Sets Won:Lost <small>(in entire round)</small>	Points Won:Lost <small>(among tied teams)</small>	Points Won:Lost <small>(in entire round)</small>	Tie-Breaker <small>(if necessary)</small>	Pool Placement
H1 LVC Blue	 25 - 23 16 - 25 15 - 9	25 - 23 25 - 23 -	25 - 9 25 - 23 -	25 - 11 25 - 10 -	3	0 / 0 0	0 / 0 0	6 / 1 6	0 / 0 0	156 / 110 1.418181818		1
H2 Fog Polar	23 - 25 25 - 16 9 - 15	 25 - 21 25 - 16 -	25 - 21 25 - 16 -	25 - 14 23 - 25 15 - 8	2	0 / 0 0	0 / 0 0	5 / 3 1.666666667	0 / 0 0	170 / 140 1.214285714		2
H3 Lions VC	9 - 25 23 - 25 0 - 0	21 - 25 16 - 25 0 - 0	 25 - 19 25 - 12 -	25 - 19 25 - 12 -	1	0 / 0 0	0 / 0 0	2 / 4 0.5	0 / 0 0	119 / 131 0.908396947		3
H4 Whitecourt Revz	11 - 25 10 - 25 0 - 0	14 - 25 25 - 23 8 - 15	19 - 25 12 - 25 0 - 0	 -	0	0 / 0 0	0 / 0 0	1 / 6 0.166666667	0 / 0 0	99 / 163 0.607361963		4

Pool J Results					15U Boys Premier #1							
	J1 Fog Grizzlies	J2 Park Elite Black	J3 Ave VC	J4 Fort Sask Sonic	Matches Won	Matches Won:Lost <small>(among tied teams)</small>	Sets Won:Lost <small>(among tied teams)</small>	Sets Won:Lost <small>(in entire round)</small>	Points Won:Lost <small>(among tied teams)</small>	Points Won:Lost <small>(in entire round)</small>	Tie-Breaker <small>(if necessary)</small>	Pool Placement
J1 Fog Grizzlies 	25 - 17 23 - 25 15 - 12	25 - 12 25 - 18 -	25 - 16 25 - 9 -	25 - 16 25 - 9 -	3	0 / 0 0	0 / 0 0	6 / 1 6	0 / 0 0	163 / 109 1.495412844		1
J2 Park Elite Black	17 - 25 25 - 23 12 - 15		25 - 16 25 - 16 -	25 - 8 25 - 5 -	2	0 / 0 0	0 / 0 0	5 / 2 2.5	0 / 0 0	154 / 108 1.425925926		2
J3 Ave VC	12 - 25 18 - 25 0 - 0	16 - 25 16 - 25 0 - 0		25 - 7 25 - 19 -	1	0 / 0 0	0 / 0 0	2 / 4 0.5	0 / 0 0	112 / 126 0.888888889		3
J4 Fort Sask Sonic	16 - 25 9 - 25 0 - 0	8 - 25 5 - 25 0 - 0	7 - 25 19 - 25 0 - 0		0	0 / 0 0	0 / 0 0	0 / 6 0	0 / 0 0	64 / 150 0.426666667		4